

Using 'and'

1. Join the two sentences together using 'and'. Rewrite the new sentence.



The cup is blue.

It has tea in it.



2. Put an 'X' in the correct box to show where 'and' should go in the sentence below.

The girl has a red hat scarf.



3. Complete the sentence below.

My car is red and it _____.



4. Follow the maze to create a sentence using 'and'. Write the sentence below.

Finish	into	ran
wet	the	dog
was	shed	the
it	and	Start ↑

5. Use the phrases below to help you make a sentence using 'and'.

He got a hat

he got a pen

on Monday

he was glad

6. Choose two sentences below and join them with 'and' to make one sentence.

She saw a dog.

She saw a cat.

It barked at her.

7. Dexter and Dina write a sentence using 'and'. Who is correct? Explain why.



Dexter

And the dog barks
and digs.

The dog barks and it
digs in the garden.



Dina

- Using '-s' to Make Plurals

1. Add '-s' to the words below to match the pictures.

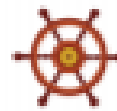
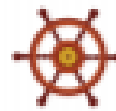


cake ____



pear ____

3. Complete the sentence to match the picture. Use the word bank.




There are five _____.

wheels

wheel

weels

2. Circle the nouns that match the pictures.



girl

girls



chairs

chair

4. Sort the words into the table.

plate

toes

pies

glass

Singular

Plural

5. Change the words from singular to plural.

Singular	Plural
bird	
wing	
eye	
rock	



Choose one of the plurals and write a sentence. Remember to use a capital letter and full stop.

Using '-es' to Make Plurals

1. Add '-es' to the words and match them to the pictures.

peach _____

six _____

dish _____



3. Sort these words into the table.

correct use
of -es

incorrect
use of -es

pitches

boates

hairees

foxes

birdes

brushes

2. Circle the correct spelling to match the picture.



boxs

box

boxes

boxess

4. Use the first sentence to complete the second sentence.

Olivia has a hutch in her garden for her rabbit.

Olivia has two _____ in her garden for her rabbits.

5. Change the words from singular to plural.



Singular

Plural

watch

bunch

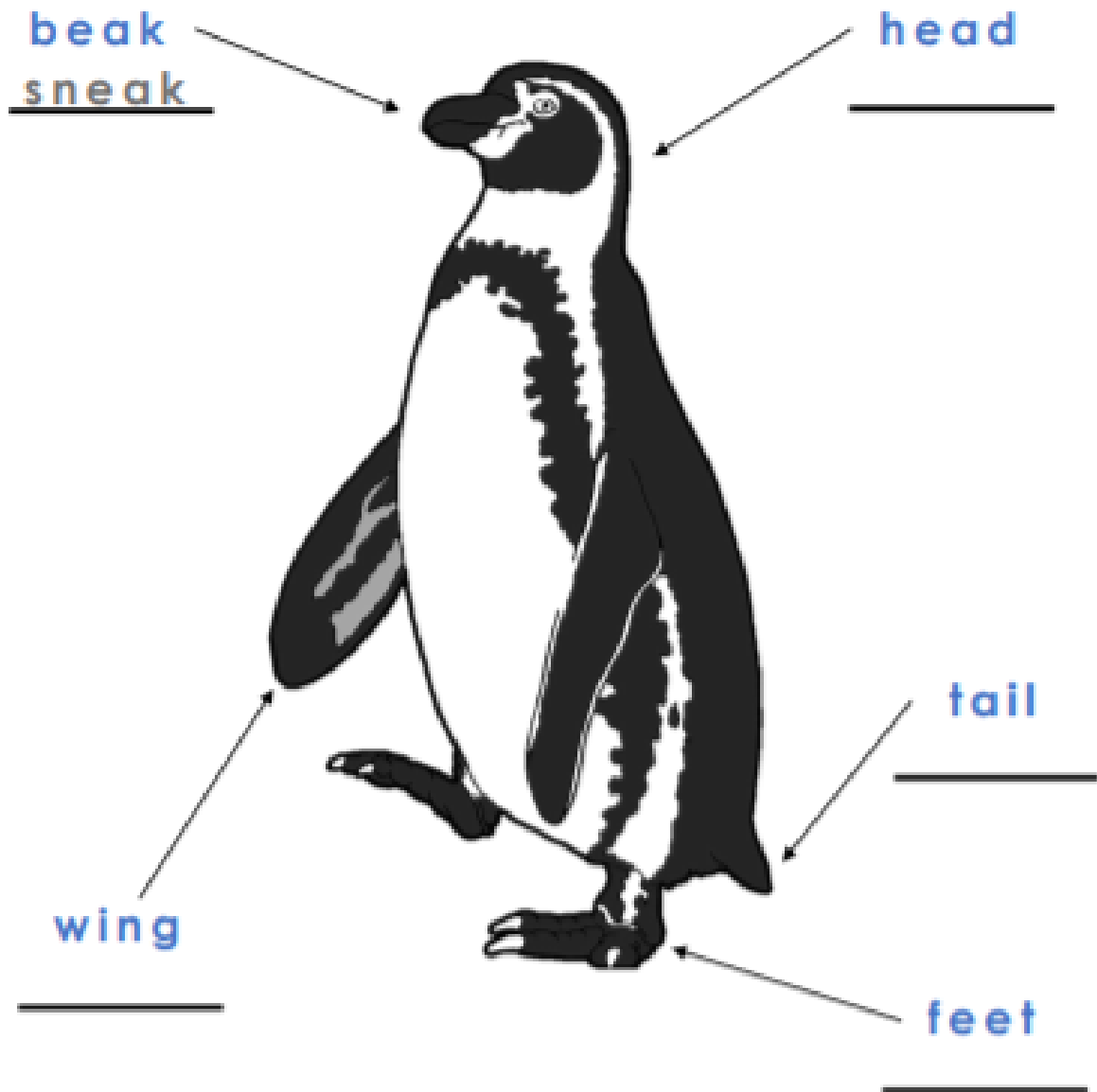
dress

glass

Choose one of the plurals and write a sentence. Remember to use a capital letter and full stop.

Rhyming Challenge

Add a rhyming word for each labelled word in the picture. One has been done for you.



Write a silly sentence or more about the picture. Use the labelled words and rhyming words to help you.

Using 'and' (page 9)

1. The cup is blue and it has tea in it.
2. Children should tick the second box.
3. Various answers, for example: My car is red and it is fast.
4. The dog ran into the shed and it was wet.
5. Various answers, for example: He got a hat on Monday and he was glad.
6. Various answers, for example: She saw a dog and it barked at her.
7. Dina is correct because 'and' is used correctly to join two clauses. Dexter is incorrect because he used 'and' to start the sentence.

English – Using '-s' to Make Plurals (page 5)

This worksheet refers to using **singular** and **plural**. **Singular** refers to a single noun. For example, 'child' is the singular form of 'children' as it refers to just one. **Plural** refers to more than one noun. For example, 'pens' is the plural form of 'pen' as it refers to more than one. Most nouns have both a **singular** and a **plural** form.

Question 1 – Children are asked to add –s to each word to change the **singular** to the **plural**.

Cake will become cakes; Pear will become pears.

Question 2 – This question gives two images. Children are asked to circle the nouns that match each image. To do this, children should decide if each image requires a **singular** or **plural** noun. There are two girls so this requires a **plural** noun. There is one chair so this requires a **singular** noun.

Girls and chair should be circled.

Question 3 – Children are given three options to choose from to complete a sentence. They must select the correct word, remembering there should be an –s as the noun is a plural.

There are five wheels.

Question 4 – There are four words that need to be sorted into the given table. Children must write each word under the correct heading. To do this, they must decide if each noun is **plural** or **singular**.

The completed table should be as follows:

<u>Singular</u>	<u>Plural</u>
plate glass	toes pies

Question 5 – This question has two parts. For the first part, children must change each **singular** noun into a **plural** noun by adding –s. The answers are as follows:

<u>Singular</u>	<u>Plural</u>
bird wing eye rock	birds wings eyes rocks

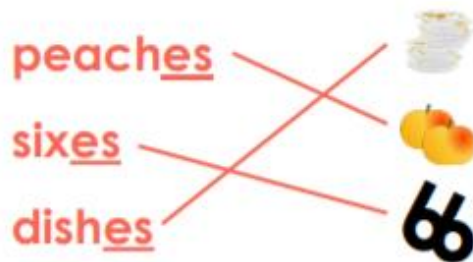
Following this, children must choose one of the **plural** nouns to create their own sentence. The sentence must also include a verb, begin with a capital letter and end with a full stop.

Various answers, for example: Penguins use their wings for swimming.

English – Using ‘-es’ to Make Plurals (page 7)

The aim of this activity is for children to understand that we can add the letters ‘-es’ to some nouns to make them **plural**. These are nouns that end in ‘ch’, ‘sh’, ‘x’, ‘o’, ‘ss’, ‘z’ and ‘s’. See page 3 for an explanation of the word **plural**.

Question 1 – In this question, children should add the letters ‘-es’ to each of the given nouns to make them **plural** and then match them to the correct picture.

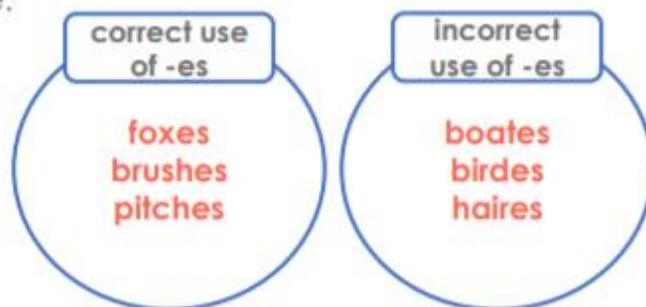


Question 2 – In this question, children are shown four different spellings given for the **plural** noun to match a picture. Children have to decide which is the correct spelling.

The correct answer is: **boxes**

Question 3 – In this question, children are given six different nouns which they have to sort into two groups according to whether the ‘-es’ **plural** has been used correctly or not. Children should look for words that (without the ‘-es’) end with the letters ‘ch’, ‘sh’, ‘x’, ‘o’, ‘ss’, ‘z’ and ‘s’. These are the nouns that use ‘-es’ to make them **plural**. Most words that end in any other letter use ‘s’ to make them **plural**.

The correct answers are:



Question 4 – In this question, children have to use a completed sentence to help them complete a second sentence, using ‘-es’ to make a noun **plural**.

The correct answer is: **Olivia has two hutches in her garden for her rabbits.**

Question 5 – For this question, children have to change four nouns from **singular** to **plural** by adding '–es' to the end of each noun. Children must then choose one of these **plural** nouns to use in a written sentence. They must remember to start their sentence with a capital letter and end it with a full stop.

<u>Singular</u>	<u>Plural</u>
watch	<u>watches</u>
bunch	<u>bunches</u>
dress	<u>dresses</u>
glass	<u>glasses</u>

Various answers, for example: I was very thirsty so I drank two glasses of water.

English – Rhyming challenge and writing silly sentences (page 3)

Children should create rhyming words to match the labels of the penguin image. They may also choose to label other body parts that they can see in the picture and think of more rhyming words. Children should use the images and word bank they have made to write silly sentences about penguins. Silly sentences don't always have to make sense, but they should include a **verb**, also known as an action or doing word, and a **noun**, which is a person, place or object.

For example: The penguin used his beak to sneak up on his friends. Every sentence should begin with a capital letter to show the start of the sentence and end with a full stop to show the sentence is finished.