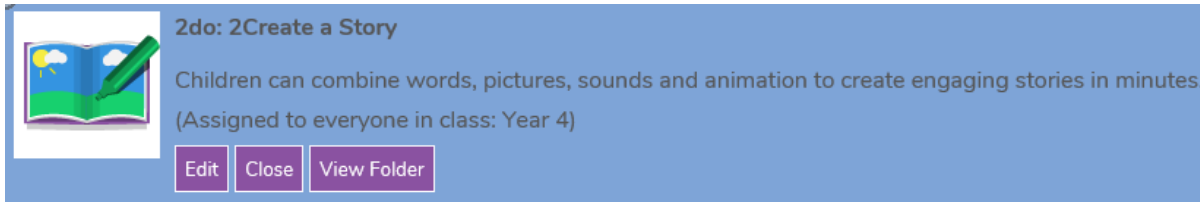


# Year 4 English Activities

Use 2do on Purple Mash to create your own story. Look for this activity:



**2do: 2Create a Story**  
Children can combine words, pictures, sounds and animation to create engaging stories in minutes.  
(Assigned to everyone in class: Year 4)

Edit Close View Folder

Using Inverted Commas (or Speech Marks):


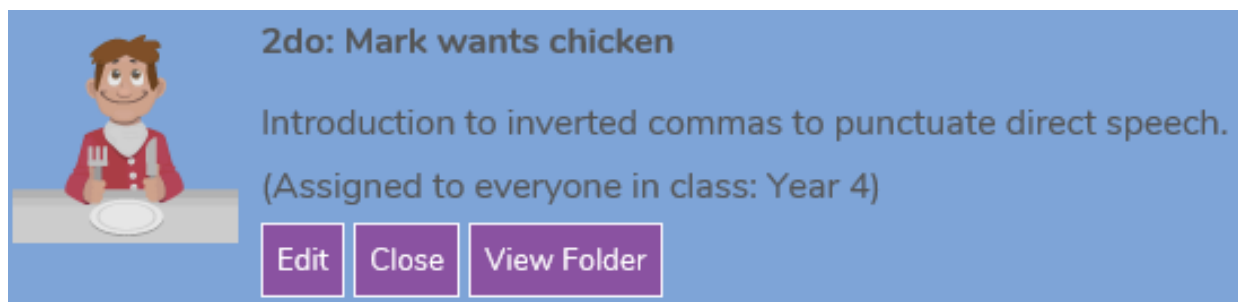
A note to parents: Inverted commas are placed around direct speech to show what a person is saying. Use the guide below to ensure direct speech is set out correctly.

- Direct speech should be placed within inverted commas (either single “ or double “”)
- There should be either a comma, full stop, question mark or exclamation mark before the closing inverted comma.
- If the speech comes after the reported clause, a comma should be used to separate it:

Charlie cried, “Watch out!”

- Capital letters should be used for proper nouns and at the start of new sentences.
- A new speaker should always start on a new line.

Start off with this activity on Purple Mash, called Mark Wants Chicken, it looks like this:



**2do: Mark wants chicken**  
Introduction to inverted commas to punctuate direct speech.  
(Assigned to everyone in class: Year 4)

Edit Close View Folder

Now try these activities:

# Be the Teacher

## Using Inverted Commas for Direct Speech

Mr Clark is marking the children's work in his class. They have been written using direct speech. Help Mr Clark by circling the mistake(s) in each example below and then write it out correctly.

1. "We're very proud of him", said Jake's parents.

---

2. "I'm looking for a dragon," said Pete. "Have you seen him"

---

3. "the only tired I was, was tired of giving in," said Rosa.

---

4. "What is it?" asked Hansel. "A house made of sweets," Gretel replied.

---

5. The dentist said "Open wide!"

---

6. "Mum," cried Cynthia "Is my dinner ready yet?"

---

7. "that's a horrible song choice, said Simon. Do you have anything else?"

---

8. I'll take the blue one," said the lady. "Here you go," replied the man.

---

---

9. We'll investigate "what happened said the policeman whilst making" notes.

---

10. First, "put on your safety helmet" said the instructor. Then "tie your harness around your waist.

---

# Spot the Missing Speech Marks

## Using Inverted Commas to Show Direct Speech

Look at the sentences below. Each one is missing inverted commas. Insert inverted commas around the direct speech in each sentence below.

1. What's for dinner dad? Jacinda asked her dad.
2. The witch looked at her sisters and asked, When will we three meet again?
3. The mouse looked at the fox and quivered, Please don't eat me.
4. I'm stuck! declared Sam as he held up his hand.  
Can you help me please?
5. Goal! shouted the boy as the ball went to the back of the net.
6. John, can you hold this? asked Joanne.
7. Off with her head! shouted the Queen of Hearts.
8. The policeman asked, Can I see your licence please?

# Using Speech Punctuation

## Practise in Independent Writing

Look at this scene below.

- What do you think is happening?
- What might the children be saying to each other?

Write a short description about each of the scenes below. You must include direct speech in each description and include the correct punctuation such as inverted commas. The first one has been done for you.



During first lesson, Rory and Isobel worked together on their history research project.

"We're never going to get this finished in the next ten minutes," muttered Rory quietly so that Miss Roper wouldn't hear.

---

---

---

---

---

---

---



---

---

---

---

---

---

---



---

---

---

---

---

---

---



---

---

---

---

---

---

---

# Said is Dead

## Using 'Said' Synonyms in Direct Speech

Use the 'said is dead' gravestone on the following page to help you improve the following sentences. The first has been done for you.

1. "What a terrible day!" said Michael.  
"What a terrible day!" exclaimed Michael.

# RIP

## 'said' is dead

complained

exclaimed

called

screamed

squealed

laughed

spoke

observed

answered

hollered

asked

thought

howled

yelled

expressed

cried

told

instructed

wailed

sighed

peeped

grinned

shouted

squawked

whispered

replied

2. "Can we go to Disney World?" the children excitedly said.

---

3. The teacher said, "Use your best handwriting."

---

4. The instructor said, "First place your harness over your shoulder like this."

---

5. "I wonder what's on at the cinema?" Lucy said.

---

6. "GET OUT!" said a ghostly voice.

---

7. After being woken up, Jordan stretched and said, "I'm... I'm... still tired!"

---

8. "A tiger!" said the little girl in shock whilst at the zoo.

---

Challenge: Well done for replacing said with a said synonym in each sentence. Now write two of your own speech sentences using the 'said is dead' sheet.

1. \_\_\_\_\_

---

2. \_\_\_\_\_

---

3. \_\_\_\_\_

---