

Handwriting Practice Booklet



Handwriting Practice

a b c d e f g h i j k l m
n o p q r s t u v w x y z

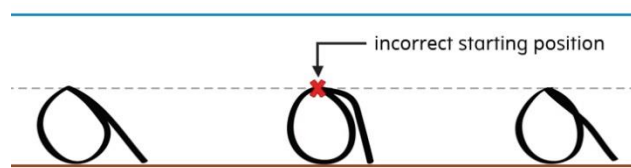
A B C D E F G H I J K L M
N O P Q R S T U V W X Y Z



Writing is one of the most important ways of communicating with other people. It is important then that your writing can easily be read by others.

There are just a few simple rules that you should follow to make your writing easier to read:

1. Letters must be formed correctly



2. Letters should be the same height

- beautiful not beaautiful

3. All letters should slope the same way

- tall not tał

4. Letters and words should be spaced correctly.

DO not space out letters too far

- people not p e o p l e

5. Finger spaces

- Once upon a time

not

Onceupon atime


**Your handwriting is very individual and unique to you;
you don't have to change it.... Just improve it!**

Most people use different styles of handwriting for different purposes...



- Quick notes, e.g. shopping lists
- Work in your exercise-book
- Important letters

a). Make a rapid list of things you need to bring for a cookery lesson:




b). Write the heading for a piece of school work. Give your name, the subject and today's date

--	--



c). Begin a letter to your local newsagent who is seeking “a keen boy or girl to do a morning paper-round”.



Patterns



Now, before we start to think about forming letters, let's look at some useful patterns that will help to relax your hand and make your writing flow more smoothly.

cccc cccc cccc cccc

Copy this pattern carefully. Try to relax your hand as you write. This pattern will help when you write the letters: **c a d g q o e**

Now try these:

c _____

a _____

d _____

g _____

q _____

o _____

e _____

oooo oooo oooo oooo

Copy this pattern carefully. Try to relax your hand as you write. This pattern will help when you write the letter **o** and join it to other letters.

Now try these:

oa_____

oo_____

on_____

og_____


od_____

op_____

hm hm hm hm hm hm

Copy this pattern carefully. Try to relax your hand as you write.

This pattern will help when you write the letters: **h b k**



Now try these:

h _____

b _____

k _____

uw uw uw uw uw

wy wy wy wy wy

Copy these patterns carefully. Try to relax your hand as you write.

These patterns will help when you write the letters: **i u y j**

uw _____

wy _____

Now try these:

i _____

u _____

y _____

j _____

mm mm mm mm mm

rmm rmm rmm rmm rmm



Copy these patterns carefully. Try to relax your hand as you write.

These patterns will help when you write the letters: **r n m p**

mm_____

mmm_____

Now try these letters:

r_____

n_____

m_____

p_____

Uu Uu Uu Uu Uu

il il il il il



Copy these patterns carefully. Try to relax your hand as you write.

These patterns will help when you write the letters: **i u l t**

Uu _____

il _____

Now try these letters:

i _____

u _____

l _____

t _____

WW WW WW WW WW

//// //// //// //// //



Copy these patterns carefully. Try to relax your hand as you write. These patterns will help when you write the letters: **V W**

X Z

WW _____

//// _____

Now try these letters:

V _____

W _____

X _____

Z _____



These are parallel down strokes. Copy these patterns carefully. This will help you to keep the slopes of your letter even.

Now try these letters:

i _____

l _____

h _____

t _____

b _____

f _____

Letters

Look closely at the way individual letters are formed. Check that you always start in the correct place. All letters start at the top, except **d** and **e**. Practise each letter in this order:

- 1. Write three letters**
- 2. Check which is the best**
- 3. Write another three**
- 4. Check again**
- 5. Now practise some more**

Follow the direction of the arrows with your pencil to get used to the movement of the letter, and then practise each one.

Joining

When you are sure of the correct way to form your letters and have practised the patterns to relax your hand, you will want to begin joining your letters.

There are two types of joins.....

Some letters join diagonally: **city**

Other letters join horizontally: **food**

Some points to remember:

1. Take care when you join a letter to **a c d g q o s**

Remember: these are reversing letter. First make the joining stroke, then reverse to start the letter:

have ice bad age equal list hop

2. The letters which follow **b g j p q s y z** need not to be joined:

ball get post quiz

3. The letter s & f may be written in different ways

4. The letter t joins to other letters in two ways:

diagonal: th

horizontal: tw

The following words have **Horizontal Joins**. Write the word, check and write I again. Do this several times and then choose the best.

to_____

from_____

room_____

two_____

fox_____

vote_____

rose_____

The following words have **Diagonal Joins**. Write the word, check, and write it again. Do this several times and then choose the best:

it _____

hide _____

came _____

chain _____

mum _____

that _____

dig _____

has _____

The following words have **Unjoined letters in them**. Write the word, check, and write it again. Do this several times and then choose the best:

gap_____

jug_____

you_____

zero_____

jump_____

jim_____

rest_____

Activity Section

Riding

Read the following paragraph and copy it out:

Millions of young people all round the world enjoy riding. There is a lot more to riding than just getting up and doing it. Caring for your pony is very important. A pony needs to be well fed and watered. It also needs daily attention and grooming. A happy willing pony will be the reward for all your hard work.

Copy each word:

bridle

reins

grooming

saddle

girth

stirrups



The Olympic Games

Read this account and copy it:

The Olympic Games began 2000 years ago in Greece. The modern Olympics started in 1896 and are held every four years. The next Olympics will be held in London in 2012 and the world's athletes will take part in many events. The Olympic flag consists of five rings which represent the five continents.





sports


record

courage

Using the Olympic
Flag below, find
information on

skill


speed



the London Olympics

and write it in the circles.

Remember to use your best handwriting at all times.



Filling in a Form

Block capital letters are usually required for the completion of official forms. Complete the form below using block capitals.

This means you do not join up the letters and write one letter in each box.

SURNAME

--	--	--	--	--	--	--	--	--	--	--	--	--	--

FORENAME(S)

--	--	--	--	--	--	--	--	--	--	--	--	--	--

TITLE: (Mr/Mrs/Miss/Master)

--	--	--	--	--	--

ADDRESS

--	--	--	--	--	--	--	--	--	--	--	--	--	--	--	--

--	--	--	--	--	--	--	--	--	--	--	--	--	--	--	--

TOWN

--	--	--	--	--	--	--	--	--	--	--	--	--

COUNTY & POSTCODE

Writing a personal letters

Mr. Peter Evans
Home Farm
Lower Longwood
SY5 6RC

4th September 2011

Dear Pete,

How are things? I see that Manchester United lost their last few games! I have missed the last few matches – too busy with my Geography studies.

The London trip on Saturday is supposed to get us there by 11:30 am. Please try to be in Trafalgar Square near the National Gallery and don't forget our tickets for the Olympics! See you soon,

All the best,


Jon

Here are two envelopes to address:

Remember your writing needs to be neat in order for the letter to arrive at the correct address.



Address this one to yourself and another to Peter.



You may come across the following words many times in your SCIENCE lesson. Copy each word several times.

pressure_____

thermometer_____

molecule_____

oxygen_____

solution_____

chemical_____

electricity_____

particle_____

You may come across the following words many times in your GEOGRAPHY lesson. Copy each word several times.



equator_____

irrigation_____

antarctic_____

stalagmite_____

conurbation_____

resources_____

longitude_____

latitude_____

You may come across the following words many times in your HISTORY lesson. Copy each word several times.

soilder_____

knight_____

defeat_____

castle_____

shield_____

medieval_____

manor_____

invasion_____

You may come across the following words many times in your MATHS lesson. Copy each word several times.

metre_____

coordinate_____

multiply_____

equation_____

addition_____

parallel_____

triangular_____

percentage_____
